

# **Relief High School Boundary Scenarios**

Ardrey Kell, Myers Park, and South Mecklenburg

December 6, 2022

Planning Services Department



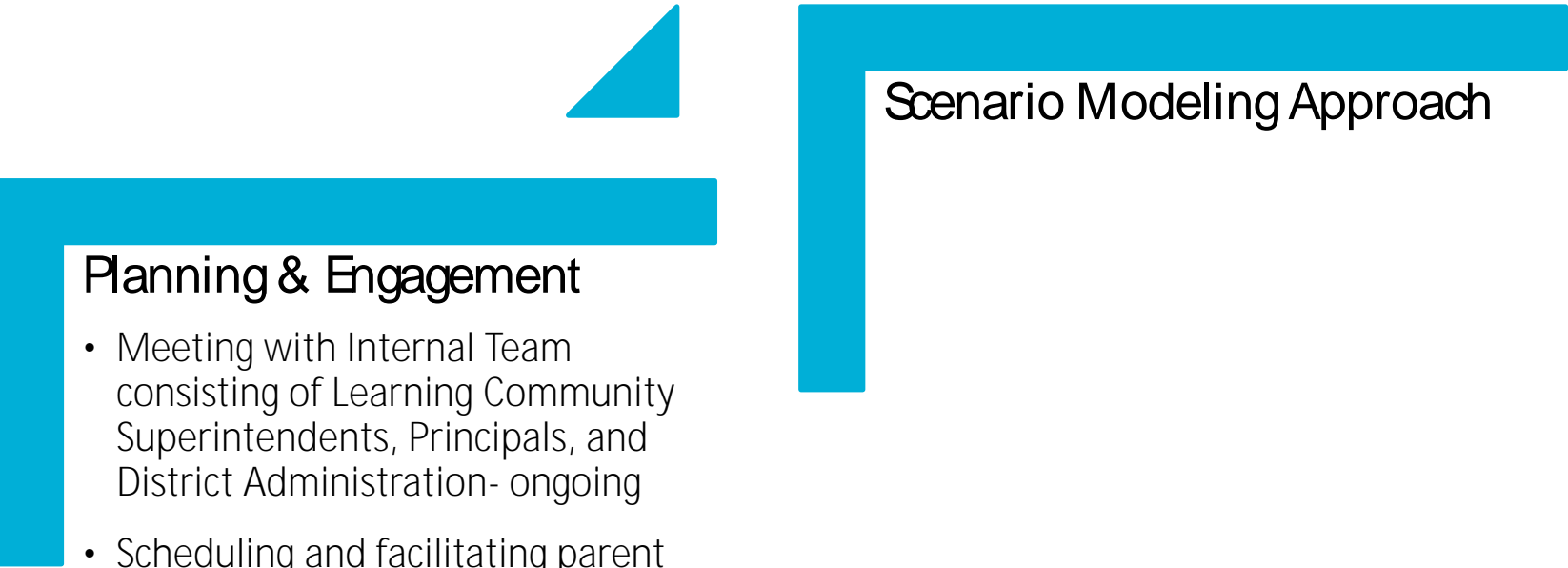
# Process for Engagement and Decision

## New Relief High School Boundary

At least 3 engagement sessions:

- session 1 introduces the opportunity, seeks input from community on new boundary
  - session 2 shares at least two draft boundary scenarios and seeks community feedback
  - session 3 previews the superintendent's recommendation to the Board
- 
- at least one public update to the Board during a regularly scheduled Board meeting
  - at least one public hearing during a regularly scheduled Board meeting
- 
- Policy S-ASGP
  - community input
  - achieving 2017 bond intent (i.e., high school relief)

# Engagement Spring 2022

- 
- Meeting with Internal Team consisting of Learning Community Superintendents, Principals, and District Administration- ongoing
  - Scheduling and facilitating parent work groups and conversations- ongoing
  - Upcoming community sessions
  - Upcoming interactive maps and surveys for feedback

# AK/MP/SM Relief High School

## Continued Engagement & Next Steps Fall 2022

- Ongoing: Discussions with Internal Planning Team (Learning Community Superintendents, Principals, District Staff)
- Aug- Dec 2022: Parent Workgroup researches urban planning, best practices, and supports small group sessions
- Oct- Dec 2022: Small Group Sessions with Parents, Students, and Staff
- Oct- Dec 2022: Development of Q&A to address questions and concerns
- Nov 2022 – Jan 2023: Surveys for work group, parents, schools, staff
- Nov 2022 – Jan 2023: On-the-ground neighborhood evaluation
- Early January 2023- In-person Public Engagement Session


Late January 2023

February 2023


# AK/MP/SM Relief High School

## Scenario Development and Analysis

- Spring 2022- Scenarios developed for community feedback (*Purple, Pink*)
- August 2022- Creation of two additional scenarios built upon the previous scenarios (*Blue, Green*)
- Sept 2022




# High School by Elementary Attendance Area





# High School by Middle School Attendance Area



# Current School Data for AK/MP/PR/SM: Enrollment

	96	22	3,494	3,543	2,500	
	140	19	3,539	3,615	3,000	
	88	7	2,025	2,057	2,000	

# Current School Data for AK/MP/SM:

## Current Feeder Patterns

ES to MS to HS	37	Total Number of Feeder Patterns	Decrease
MS to HS	15	Total Number of MS to HS Feeder Patterns	Decrease
ES to MS to HS intact	19	Count of Intact Feeder Patterns	Increase
MS to HS intact	3	Count of Intact Feeder Patterns from MS to HS	Increase

# Current Feeder Patterns

	2023-2024 ES	2023-2024 MS	2023-2024 HS	Est Student Count	ES to MS to HS Intact
1	Ballantyne	Community House	Ardrey Kell	509	1
2	Beverly Woods	Carmel	South Mecklenburg	402	1
3	Billingsville Cotswold	Alexander Graham	Myers Park	651	1
4	Dilworth (Sedgefield-Latta)	Sedgefield	Myers Park	523	1
5	Eastover	Sedgefield	Myers Park	274	1
6	Elizabeth Lane	South Charlotte	Providence	621	1
7	Elon Park	Community House	Ardrey Kell	608	1
8	Endhaven	Jay M Robinson	Ardrey Kell	238	
9		Quail Hollow	South Mecklenburg	150	
10		South Charlotte	South Mecklenburg	78	
11	First Ward Creative Arts	Sedgefield	Myers Park	156	1
12	Hawk Ridge	Community House	Ardrey Kell	242	
13		Jay M Robinson	Ardrey Kell	226	
14	Huntingtowne Farms	Carmel	South Mecklenburg	359	1
15	Marie G Davis	Marie G Davis	Myers Park	100	1
16	McAlpine	Jay M Robinson	Providence	167	
17		South Charlotte	South Mecklenburg	236	
18	McKee Rd	Jay M Robinson	Providence	527	1
19	Montclair	Alexander Graham	Myers Park	364	1
20	New ES South	Community House	Ardrey Kell	810	1
21	Olde Providence	Carmel	Myers Park	368	
22		South Charlotte	Providence	160	
23	Pineville	Quail Hollow	South Mecklenburg	658	1
24	Pinewood	Alexander Graham	Harding	228	
25			Myers Park	221	
26					

Ardrey Kell			
Myers Park			
South Mecklenburg (incl. language magnet students)			


**Current scenarios we are requesting feedback on**


# RED A Scenario

## Impact, Enrollment, SES

2133

	20th Day Enrollment	Capacity Utilization	Estimated Enrollment (Y2)	Planning Capacity (Y2)
Ardrey Kell	3557	142%	2509	100%
Myers Park	3615	121%	3027	101%
South Mecklenburg	3366	125%	2917	108%
			2052	82%

Ardrey Kell	78%	21%	1%	73%	25%	2%
Myers Park	56%	25%	19%	50%	28%	22%
South Mecklenburg	28%	25%	46%	48%	10%	43%



# RED A Scenario

## Feeders

Feeder changes:

- All of Carmel MS goes to South Meck HS
  - i.e., the southern section of Sharon ES and the northern section of Olde Providence ES are reassigned from Myers Park to South Meck.
- All of Pineville ES, Endhaven ES, and Polo Ridge ES, the section of McAlpine ES that currently goes to South Meck, and the northern part of Hawk Ridge (that goes to JM Robinson MS) to the relief HS
  - i.e., the southern section of Endhaven, the northern section of Hawk Ridge, and Polo Ridge (they currently all go to JM Robinson MS) are reassigned from Ardrey Kell to the relief HS.
  - Pineville, McAlpine, and the northern section of Endhaven are reassigned from South Meck to the relief HS.

Providence HS boundary stays the same.





# BROWN A Scenario

## Impact, Enrollment, SES



	20th Day Enrollment	Capacity Utilization	Estimated Enrollment (Y2)	Planning Capacity (Y2)
Ardrey Kell	3557	142%	2592	
Myers Park	3615	121%	3027	
South Mecklenburg	3366	125%	2917	
			1969	

Ardrey Kell	78%	21%	1%	83%	17%	0%
Myers Park	56%	25%	19%	50%	28%	22%
South Mecklenburg	30%	23%	47%	48%	10%	43%

# BROWN A Scenario

Feeders





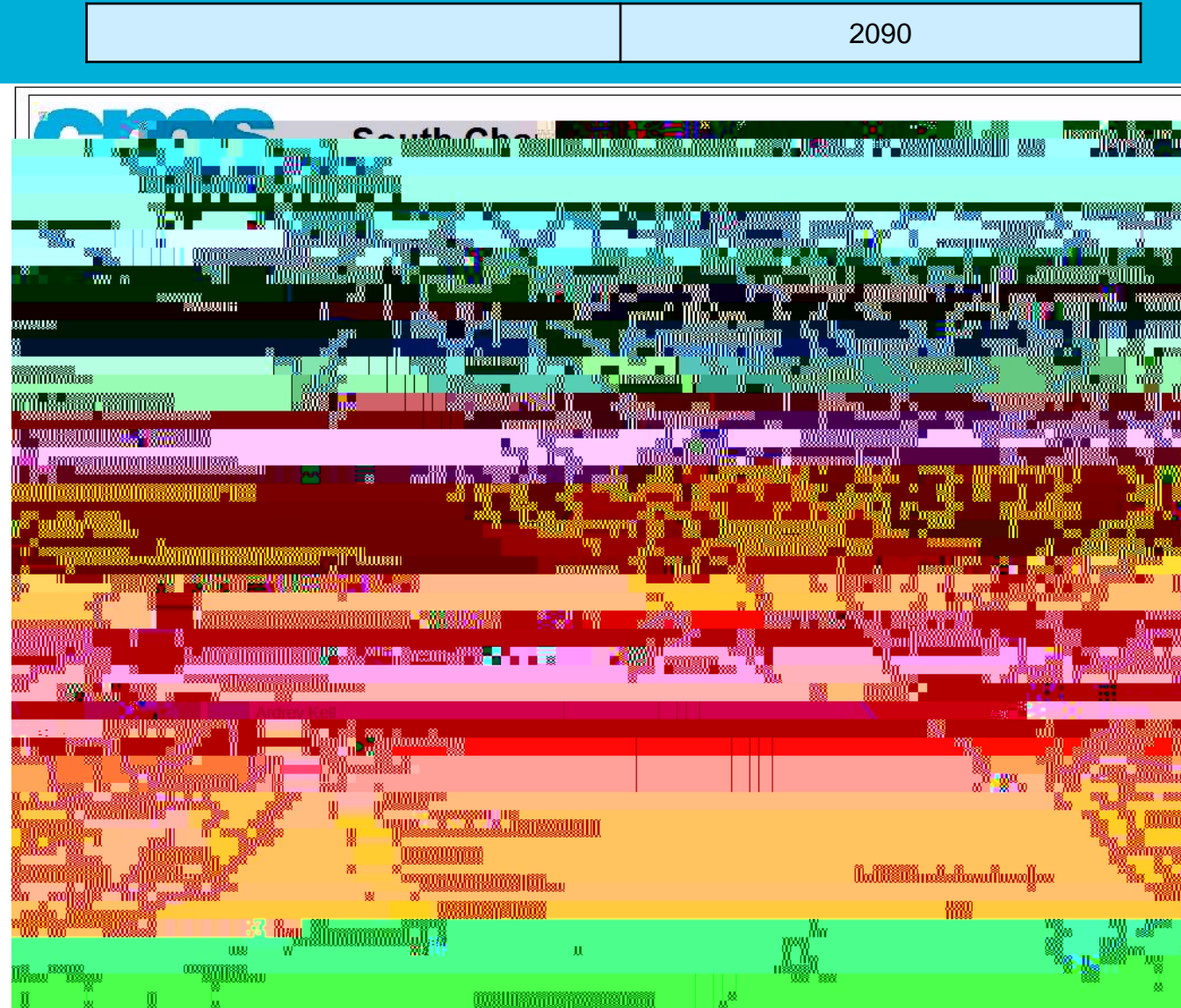
# BROWN C Scenario

## Feeders

The difference between Brown A and Brown C is that Brown C uses the current Ballantyne ES boundary and reassigns that area from Ardrey Kell to the relief HS to provide Ardrey Kell with additional relief.

i.e., the northern section of the new Elon Park boundary would go to the relief HS (both Elon Park and Ballantyne would still go to Community House together).

In addition, Sharon ES (which splits to Alexander Graham and Carmel MS) will stay at Myers Park.



# Comparing Results: Red A, Brown A & C Scenarios



	Grey			Red			Dark Brown			Dark Brown		
	Grey	Grey	Grey	Red	Red	Red	Light Brown	Light Brown	Light Brown	Light Brown	Light Brown	Light Brown
	Light Grey	Light Grey	Light Grey	Light Red	Light Red	Light Red	Light Brown	Light Brown	Light Brown	Light Brown	Light Brown	Light Brown
	Light Grey	Light Grey	Light Grey	Light Red	Light Red	Light Red	Light Brown	Light Brown	Light Brown	Light Brown	Light Brown	Light Brown
	Light Grey	Light Grey	Light Grey	Light Red	Light Red	Light Red	Light Brown	Light Brown	Light Brown	Light Brown	Light Brown	Light Brown
	Light Grey	Light Grey	Light Grey	Light Red	Light Red	Light Red	Light Brown	Light Brown	Light Brown	Light Brown	Light Brown	Light Brown

# Feeder Patterns




# Home to School Distance

Ardrey Kell	2.5	2.2	2.3	2.2
Myers Park	3.7	3.3	3.3	3.5
South Meck	3.4	3.5	3.5	3.3
Ne0.00417.58 1				

# Next Steps

- December: continue with parent, staff, and student engagement at schools and virtually
- December: continue to receive survey feedback from parents, staff, and students on the three draft scenarios  
Latest survey with these three scenarios: <https://forms.gle/YeZaZwhyLr41ruXs9>.
- December: adjust scenarios according to feedback

— — — — —

— — — — —